



सत्यमेव जयते  
Finance Department  
Government of Assam



# HIGHLIGHTS OF BUDGET 2024-25



**AS PRESENTED IN THE BUDGET SESSION FOR THE YEAR 2024-25**  
(To be treated as strictly confidential till presented in the Assembly)



# **CONTENTS**

---

|  |           |
|--|-----------|
| <b>1. Assam Budget 2024-25 : Key Priorities</b>              | <b>5</b>  |
| <b>2. Financials</b>   | <b>6</b>  |
| <b>3. Budget 2024-25: Snapshot</b>                           | <b>8</b>  |
| <b>4. Top 15 departments as per Budget Demand FY 2024-25</b> | <b>17</b> |
| <b>5. Inclusive Budget</b>                                   | <b>18</b> |
| <b>6. Green Budget</b>                                       | <b>19</b> |
| <b>7. Flagship Schemes FY 2024-25</b>                        | <b>20</b> |
| <b>8. Major Announcements FY 2024-25</b>                     | <b>21</b> |

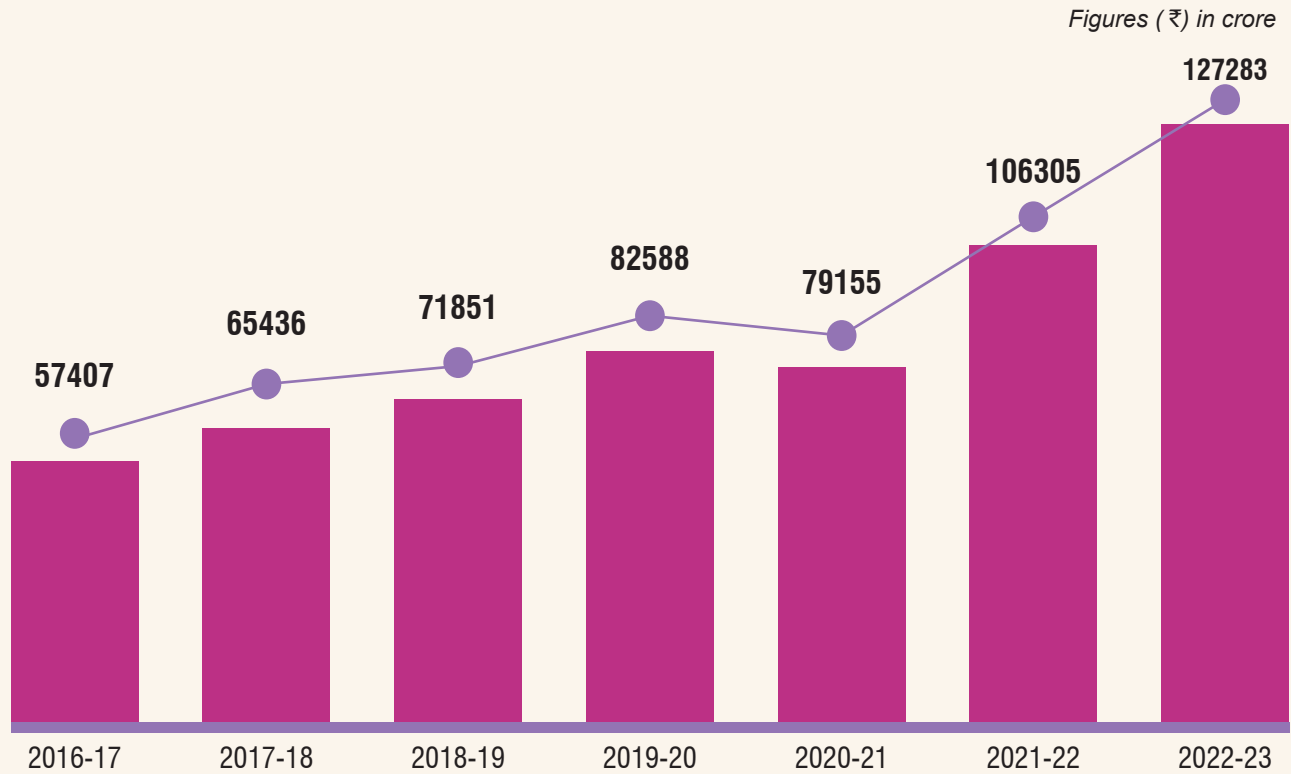


## Assam Budget 2024-25 : Key Priorities

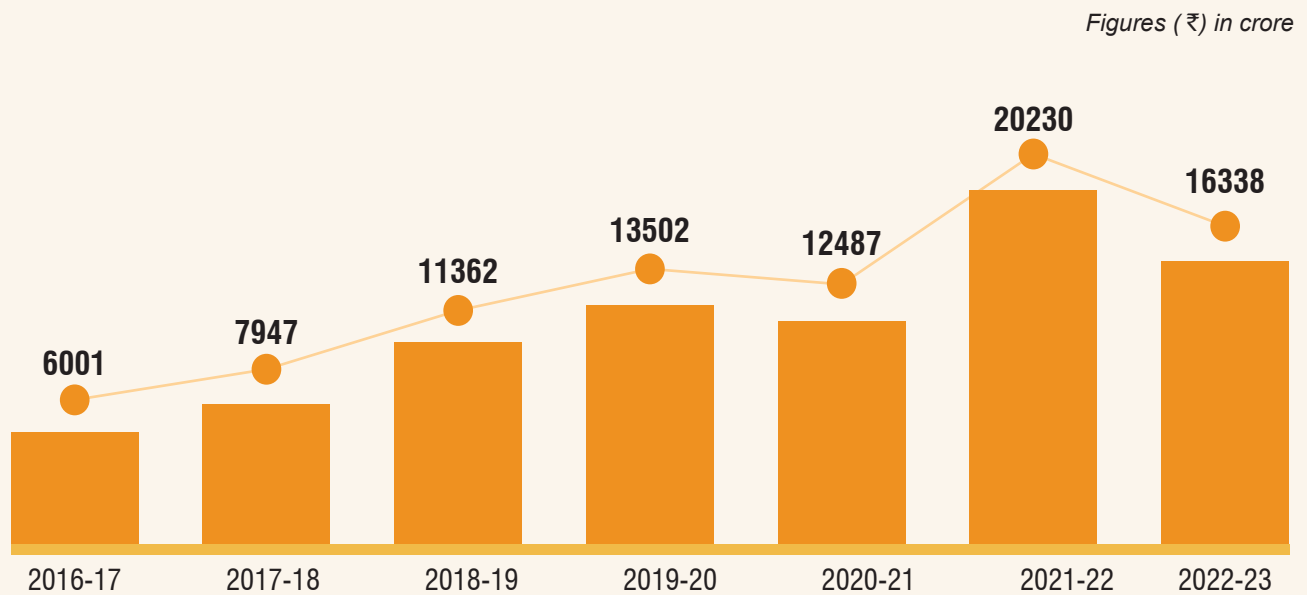


## Financials

### TRENDS IN OVERALL EXPENDITURE



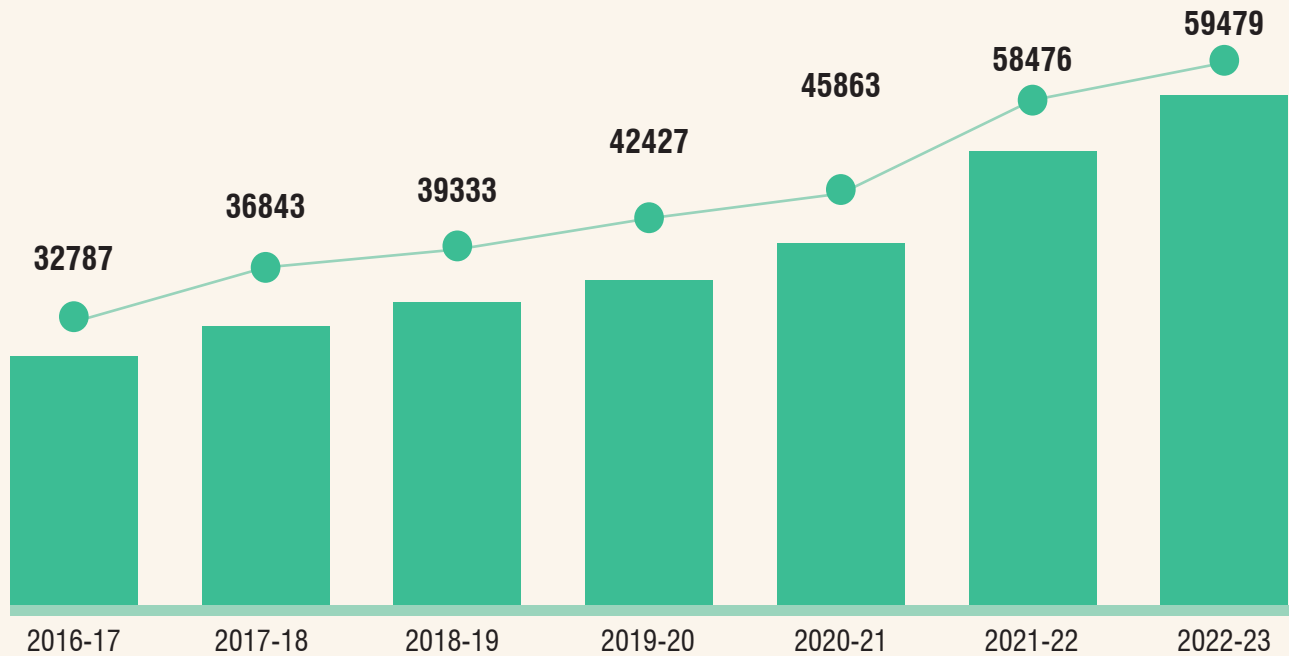
### TRENDS IN CAPITAL EXPENDITURE



## Financials

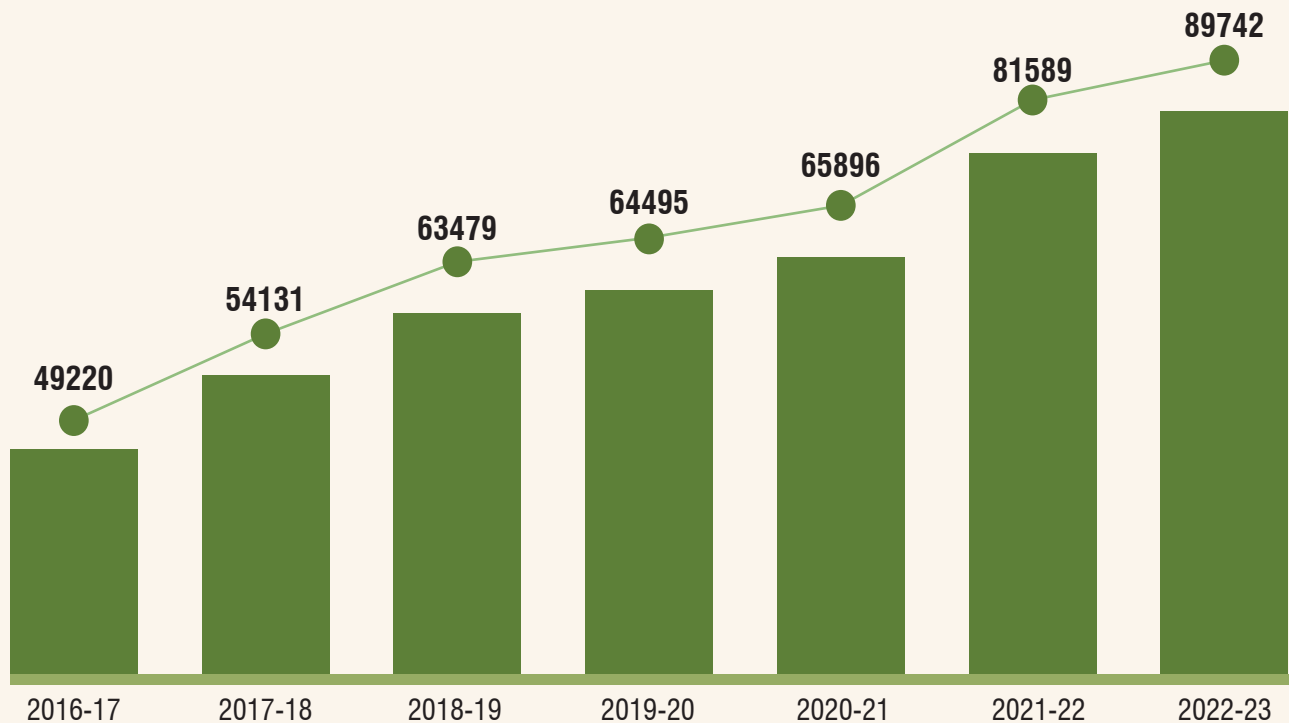
### GRANTS FROM CENTRE

Figures (₹) in crore



### REVENUE RECEIPTS

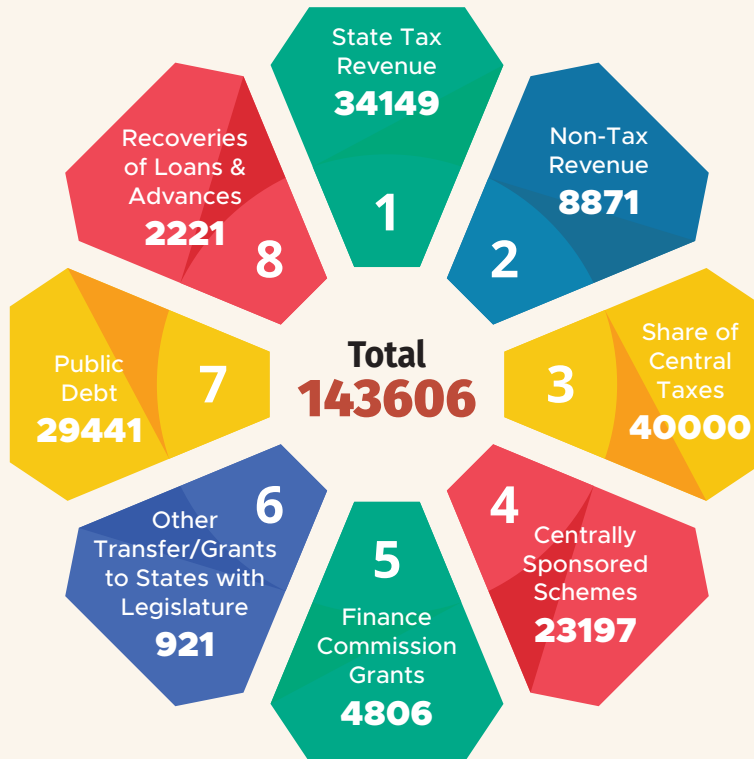
Figures (₹) in crore



## Budget 2024-25: Snapshot

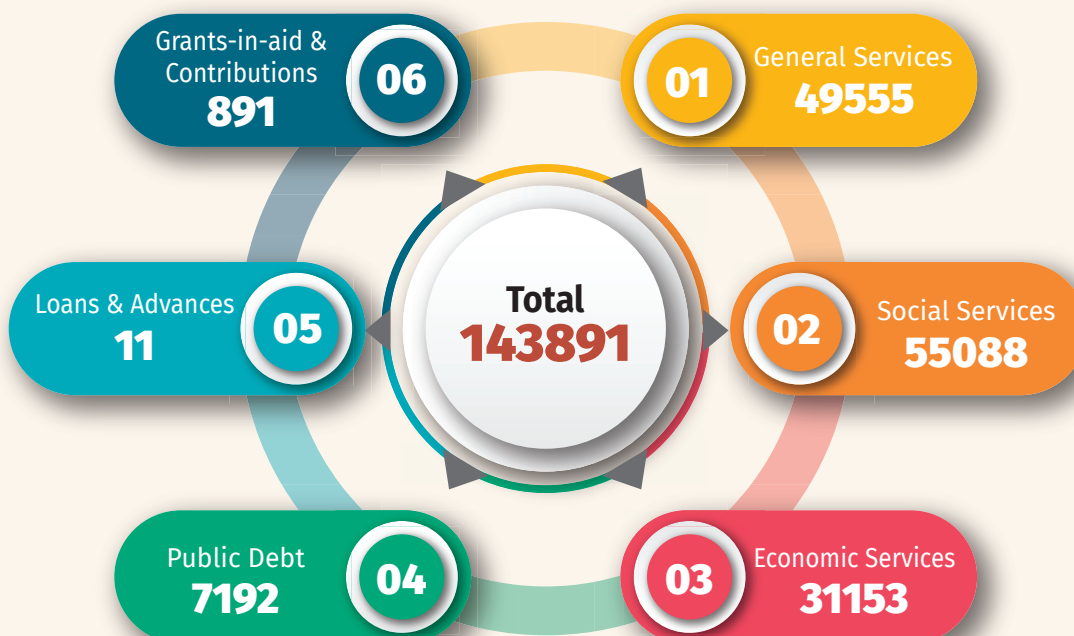
### RUPEE COMES FROM

Figures (₹) in crore



### RUPEE GOES TO

Figures (₹) in crore





## Budget 2024-25: Snapshot

Figures (₹) in crore

GOODS &  
SERVICES TAX  
**29407**

TAXES ON  
INCOME &  
EXPENDITURE  
**26181**

TAX  
REVENUE  
**74148**

TAXES ON  
PROPERTY  
& CAPITAL  
TRANSACTIONS  
**1454**

TAXES ON  
COMMODITIES  
& SERVICES  
**17106**

INTEREST  
RECEIPTS,  
DIVIDENDS &  
PROFITS  
**1111**

OTHER NON-  
TAX REVENUE  
(GENERAL  
SERVICES)  
**438**

NON-TAX  
REVENUE  
**8871**

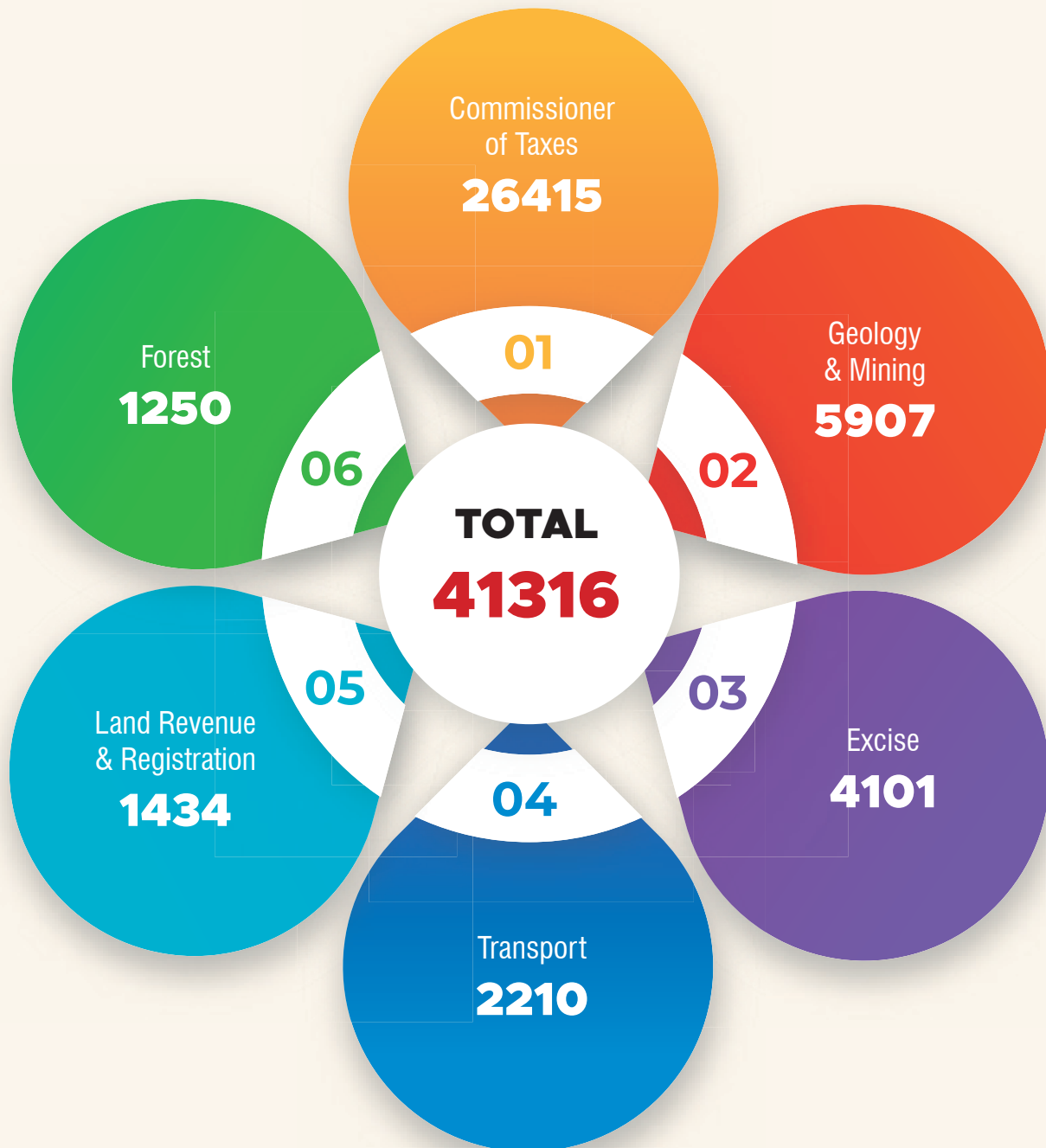
OTHER NON-TAX  
REVENUE  
(SOCIAL  
SERVICES)  
**83**

OTHER NON-TAX  
REVENUE  
(ECONOMIC  
SERVICES)  
**7239**

## Budget 2024-25: Snapshot

### MAJOR REVENUE EARNING DEPARTMENTS

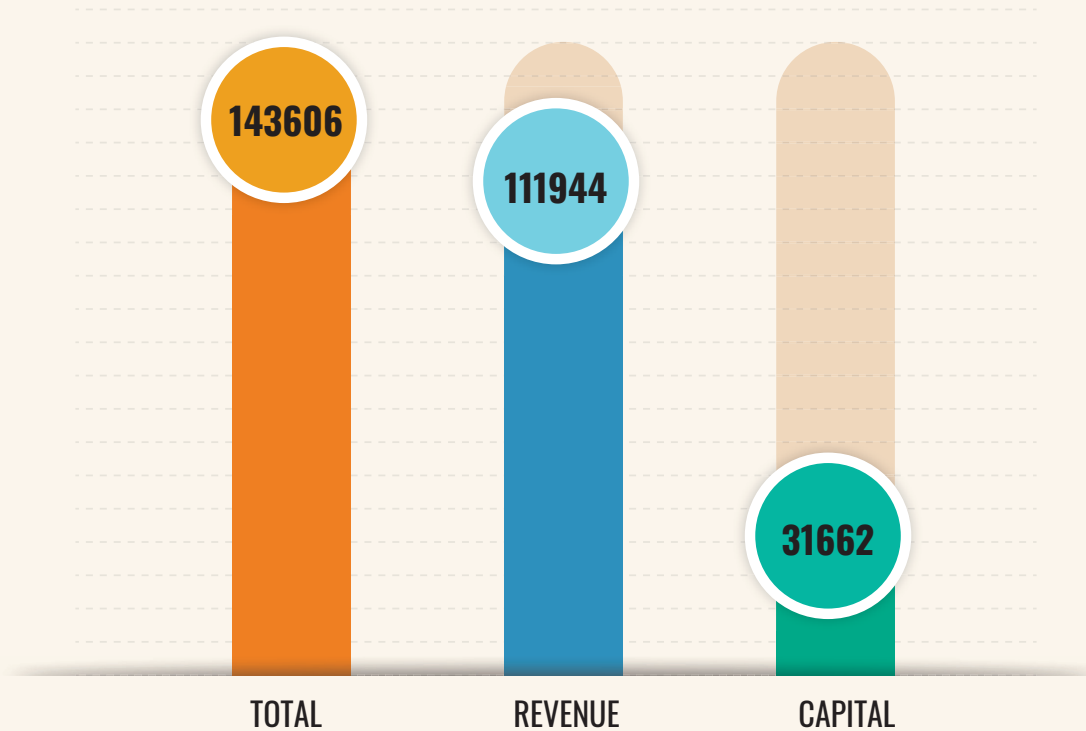
Figures (₹) in crore



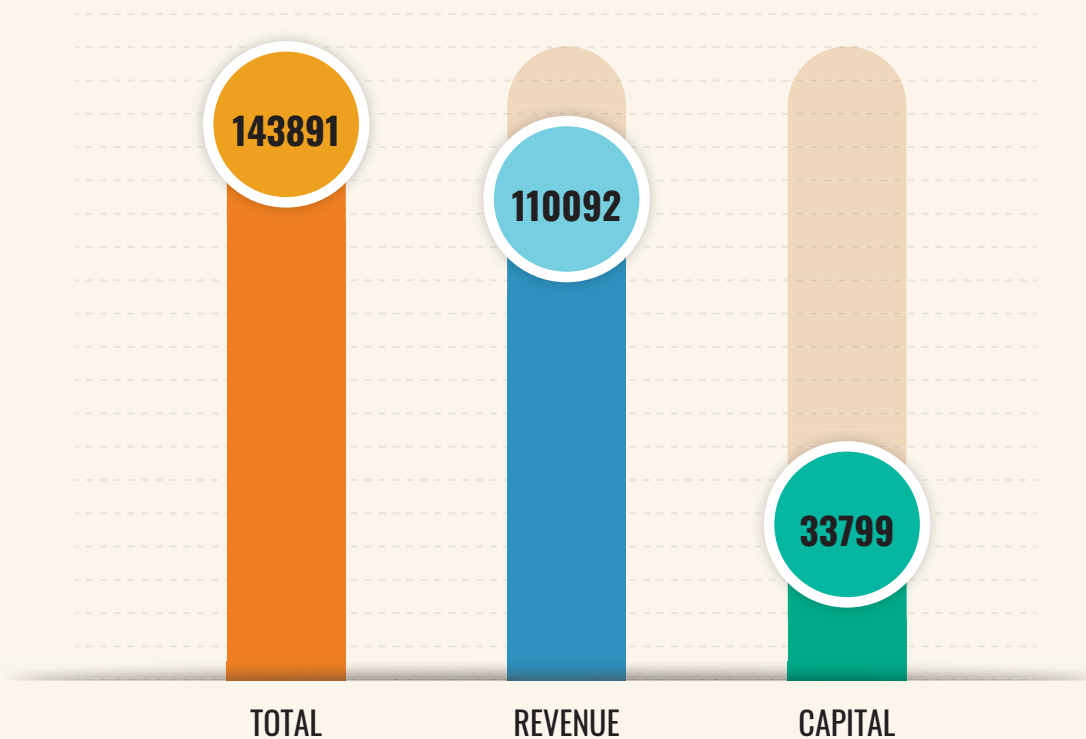
## Budget 2024-25: Snapshot

### REVENUE VS CAPITAL RECEIPTS

Figures (₹) in crore



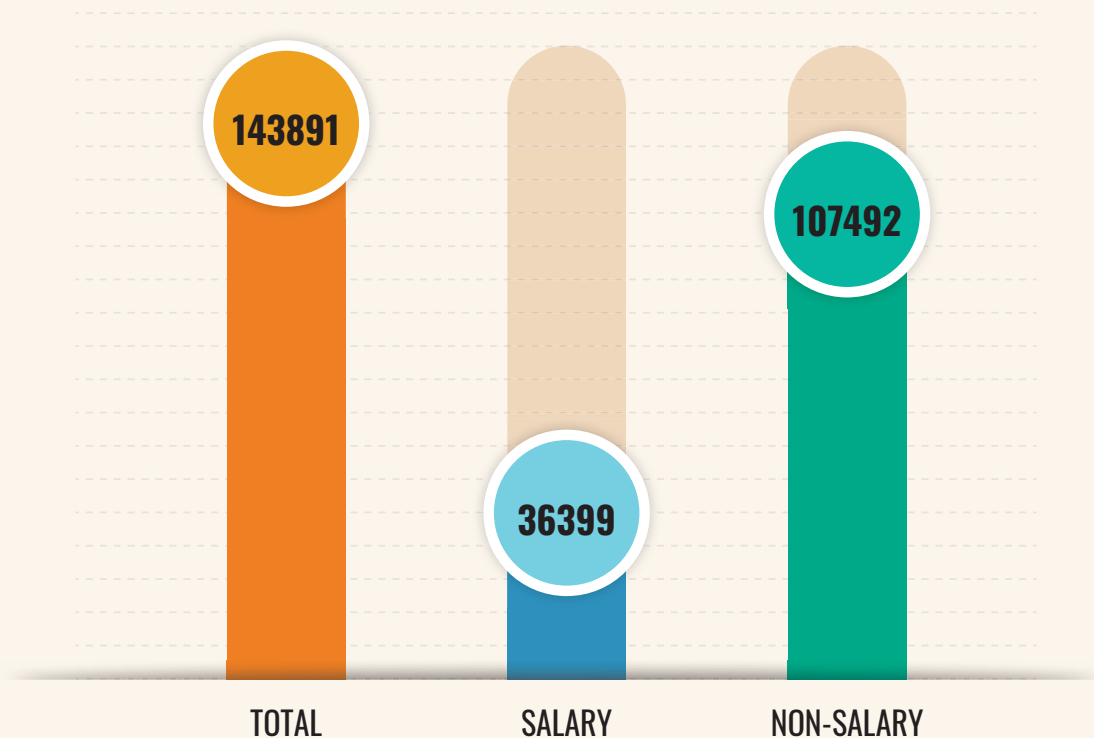
### REVENUE VS CAPITAL EXPENDITURE



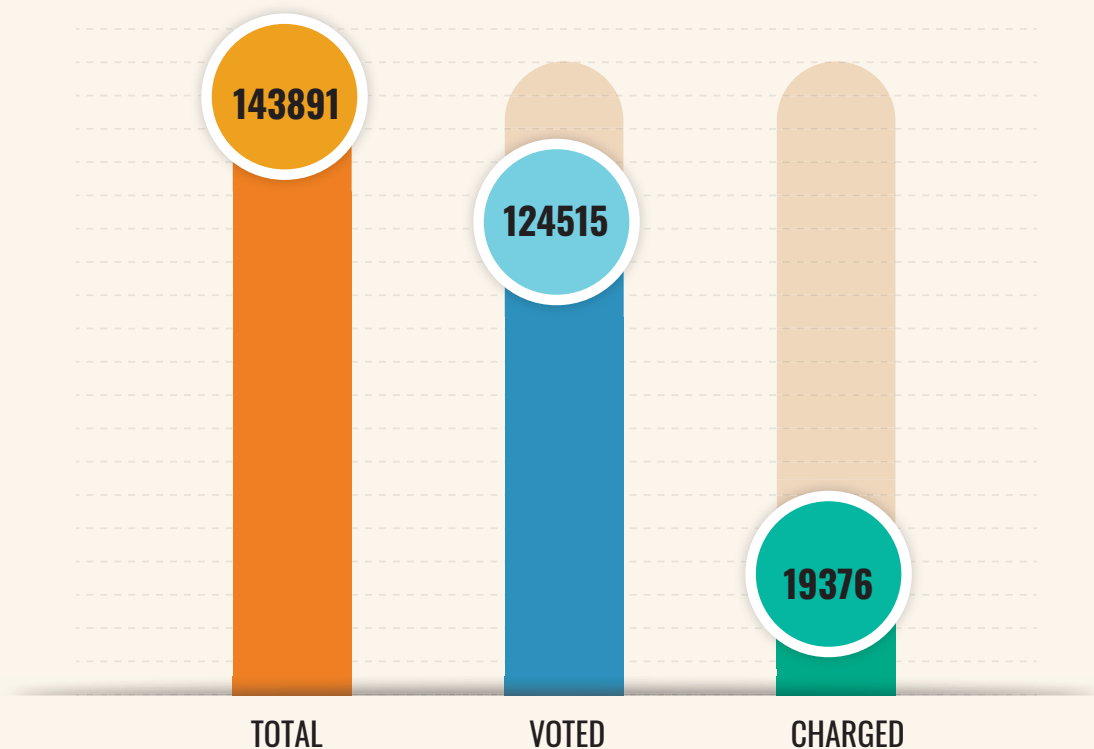
## Budget 2024-25: Snapshot

### SALARY VS NON-SALARY

Figures (₹) in crore



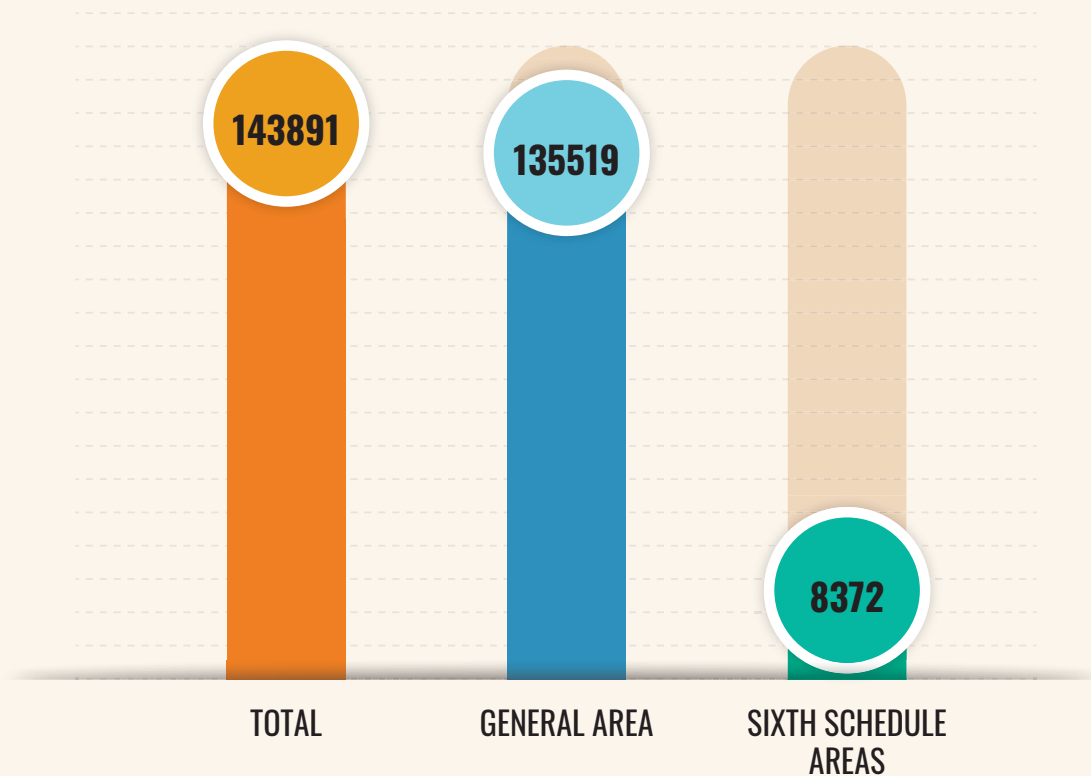
### VOTED VS CHARGED



## Budget 2024-25: Snapshot

### GENERAL AREA VS SIXTH SCHEDULE AREAS

Figures (₹) in crore

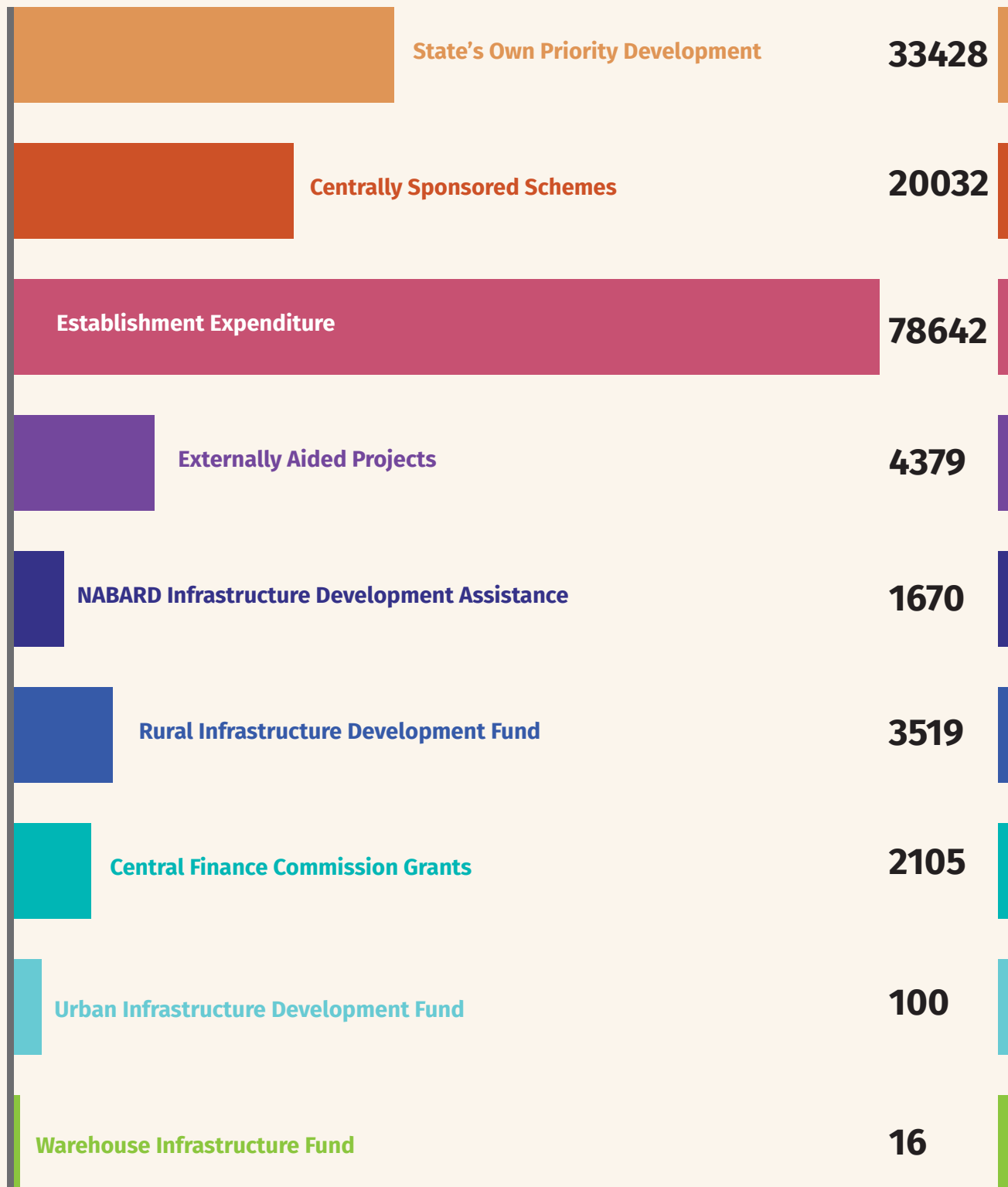




## Budget 2024-25: Snapshot

### SCHEME PLAN

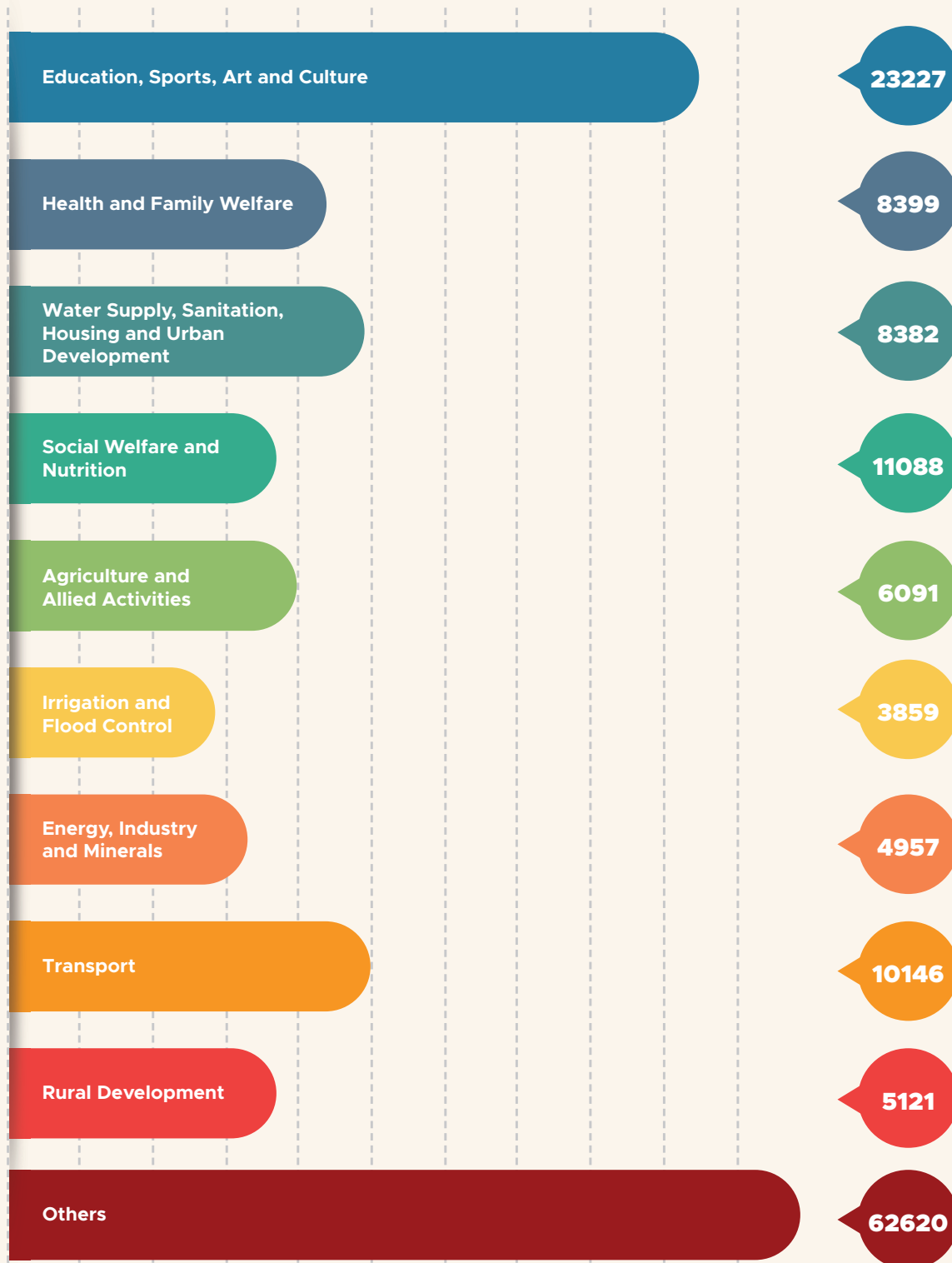
Figures (₹) in crore



# Budget 2024-25: Snapshot

## SECTORAL ANALYSIS OF EXPENDITURE

Figures (₹) in crore

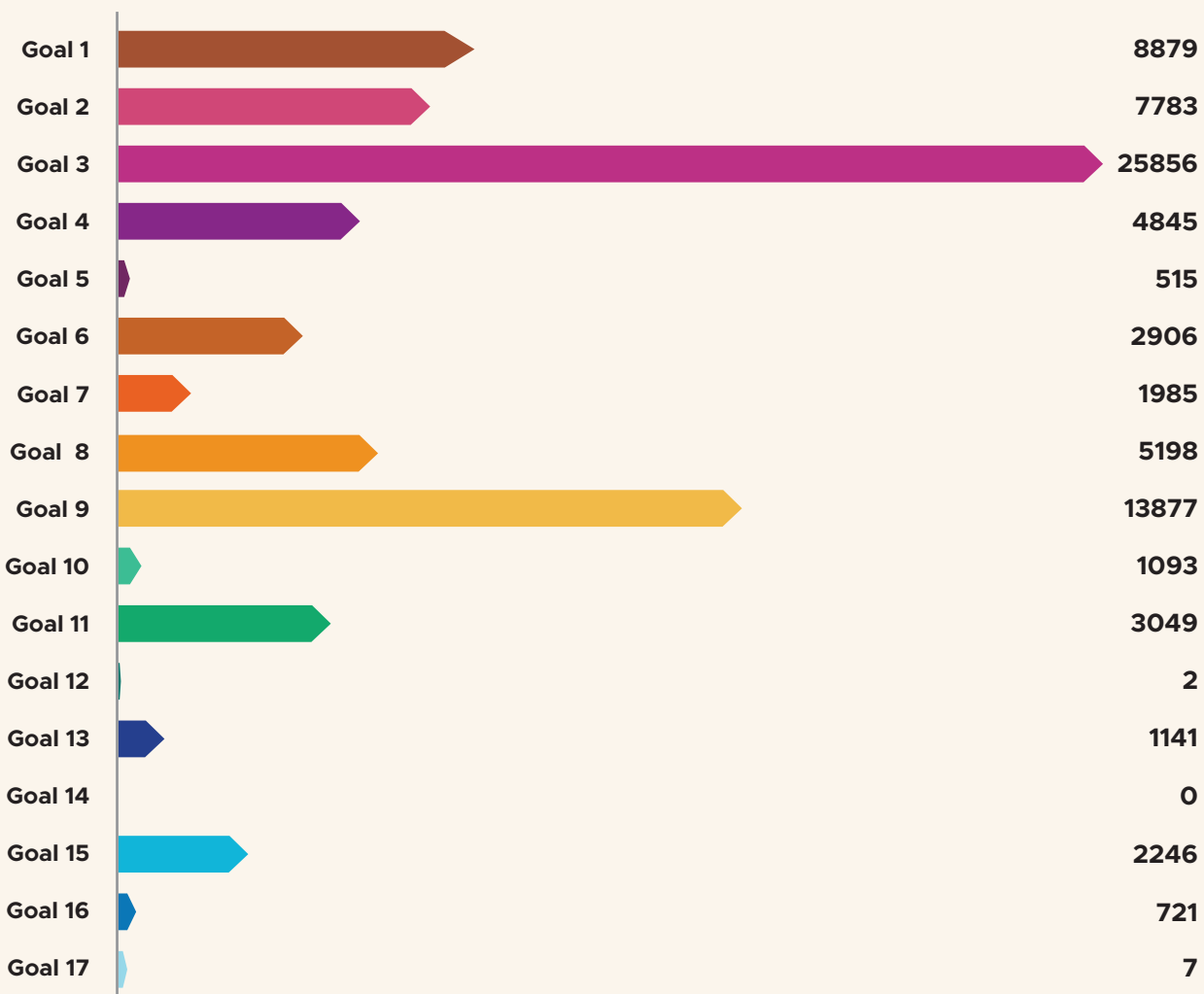


## Budget 2024-25: Snapshot

### SUSTAINABLE DEVELOPMENT GOALS 2030

(GOAL WISE ALLOCATION FOR 2022-23, ASSAM)

Figures (₹) in crore



- ▶ GOAL 1 : No Poverty
- ▶ GOAL 2 : Zero Hunger
- ▶ GOAL 3 : Good Health and Well-being
- ▶ GOAL 4 : Quality Education
- ▶ GOAL 5 : Gender Equality
- ▶ GOAL 6 : Clean Water and Sanitation
- ▶ GOAL 7 : Affordable and Clean Energy
- ▶ GOAL 8 : Decent Work and Economic Growth

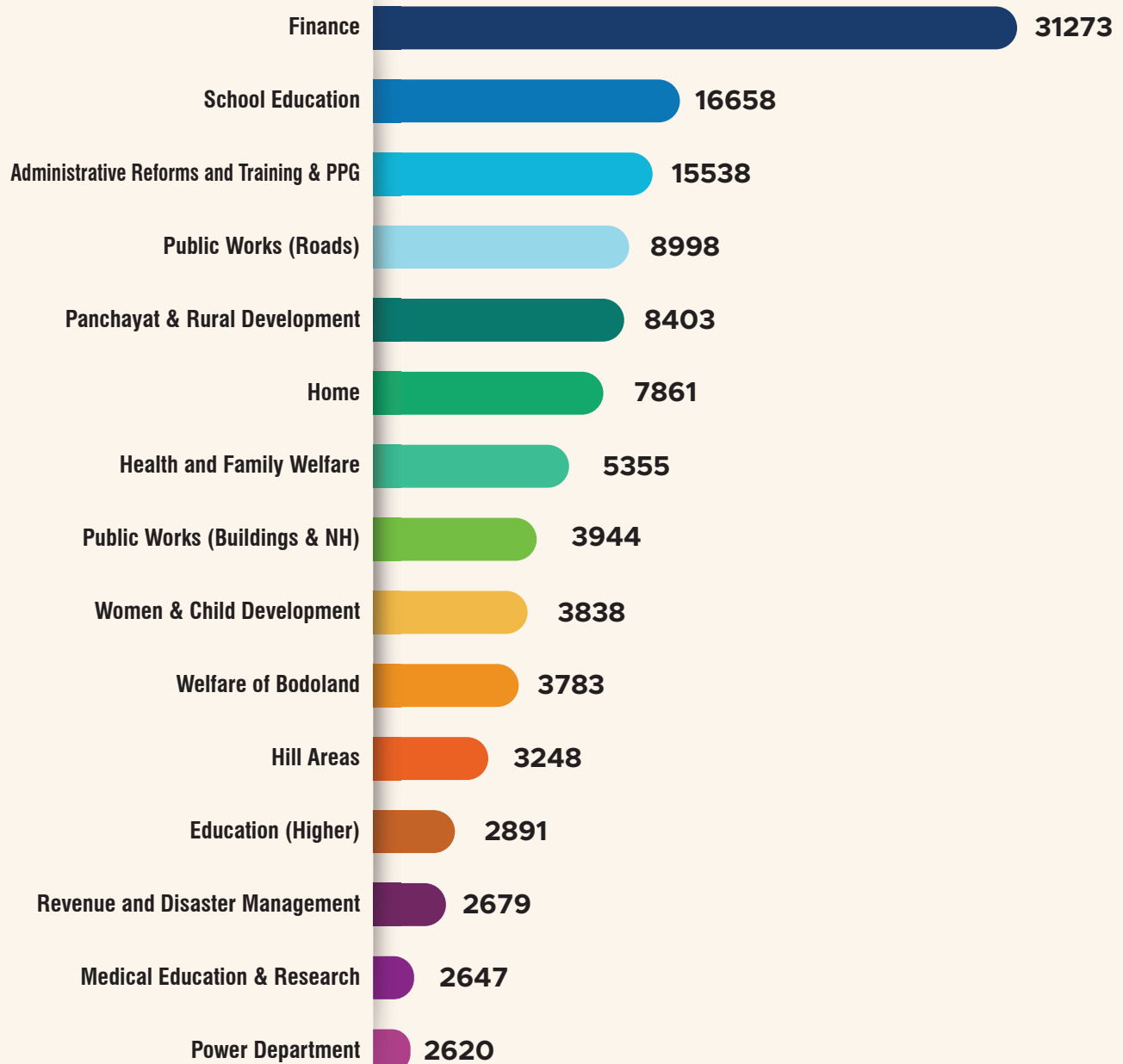
- ▶ GOAL 9 : Industry, Innovation and Infrastructure
- ▶ GOAL 10 : Reduced Inequalities
- ▶ GOAL 11 : Sustainable Cities and Communities
- ▶ GOAL 12 : Responsible Consumption and Production
- ▶ GOAL 13 : Climate Action
- ▶ GOAL 14 : Life Below Water
- ▶ GOAL 15 : Life on Land
- ▶ GOAL 16 : Peace, Justice and Strong Institutions
- ▶ GOAL 17 : Partnerships for the Goals



## Budget 2024-25: Snapshot

### TOP 15 DEPARTMENTS AS PER BUDGET DEMAND FY 2024-25

Figures (₹) in crore





## Inclusive Budget

### GENDER BUDGET

| Financial Year | No. of Departments Reported | Amount Allocated (in Cr.) |
|----------------|-----------------------------|---------------------------|
| 2022-23        | 20                          | 21929                     |
| 2023-24        | 22                          | 19387                     |
| 2024-25        | 24                          | 16937                     |

### CHILD BUDGET

| Financial Year | No. of Departments Reported | Amount Allocated (in Cr.) |
|----------------|-----------------------------|---------------------------|
| 2022-23        | 10                          | 7376                      |
| 2023-24        | 13                          | 18566                     |
| 2024-25        | 12                          | 16834                     |

### DIVYANG BUDGET

| Financial Year | No. of Departments Reported | Amount Allocated (in Cr.) |
|----------------|-----------------------------|---------------------------|
| 2022-23        | 6                           | 1569                      |
| 2023-2         | 9                           | 2548                      |
| 2024-25        | 11                          | 1968                      |

## Green Budget

Green Budgeting is a Public Finance Management (PFM) tool to enable evidence and output based budgeting towards achieving climate and sustainability targets allowing for efficient resource allocation towards Climate Change mitigation, adaptation, and environment sustainability. A Green Budget contributes to achieving various Sustainable Development Goals (SDGs), such as SDG 13 (Climate Action), SDG 11 (Sustainable Cities and Communities), SDG 7 (Affordable and Clean Energy), and other SDGs, fostering a more sustainable and resilient future in line with the United Nations' Sustainable Development Goals (SDGs) and India's Nationally Determined Contributions (NDCs) under the Paris Agreement and other national and state commitments.

Green Budgeting aims to facilitate fiscal policies that effectively tackle the generational challenges of our time — environmental sustainability and climate change. By incorporating sustainability principles into public financial management (PFM) systems and procedures, it empowers state governments to strengthen existing initiatives and identify fiscal space for funding new initiatives. Green Budget share is 10.02% of total budget of 18 key departments amounting to Rs. 4636 Crore in FY 2024-25.

### Department wise Allocation towards Green Budget FY 2024-25

| Sl.No.       | Department                                      | BE (in cr.)     | Green Estimate (in cr.) | %            |
|--------------|---|-----------------|-------------------------|--------------|
| 1            | Agriculture Department                          | 2445.71         | 165.96                  | 6.79         |
| 2            | Animal Husbandry & Veterinary                   | 618.63          | 20.28                   | 3.28         |
| 3            | Environment & Forest Department                 | 1207.25         | 265.88                  | 22.02        |
| 4            | Fishery Department                              | 166.37          | 39.13                   | 23.52        |
| 5            | Handloom, Textile & Sericulture Department      | 352.29          | 6.67                    | 1.89         |
| 6            | Health and Family Welfare Department            | 5354.68         | 519.40                  | 9.70         |
| 7            | Irrigation Department                           | 1162.76         | 123.25                  | 10.60        |
| 8            | Panchayat & Rural Development Department        | 8402.58         | 1396.80                 | 16.62        |
| 9            | Power (Electricity) Department                  | 2620.45         | 234.53                  | 8.95         |
| 10           | Public Health Engineering Department            | 2180.79         | 389.41                  | 17.86        |
| 11           | Public Works (Buildings & NH) Department        | 3943.93         | 327.64                  | 8.31         |
| 12           | Public Works (Roads) Department                 | 8997.56         | 518.65                  | 5.76         |
| 13           | Revenue and Disaster Management Department      | 2678.67         | 32.51                   | 1.21         |
| 14           | Science, Technology & Climate Change Department | 115.60          | 11.17                   | 9.67         |
| 15           | Soil Conservation Department                    | 274.58          | 12.21                   | 4.45         |
| 16           | Transport Department                            | 623.05          | 42.74                   | 6.86         |
| 17           | Water Resources (Flood Control)                 | 2040.59         | 244.12                  | 11.96        |
| 18           | Housing & Urban Affairs Department              | 3084.59         | 285.95                  | 9.27         |
| <b>Total</b> |   | <b>46270.09</b> | <b>4636.30</b>          | <b>10.02</b> |

## Flagship Schemes 2024-25

### ASHTADASH MUKUTOR UNNOYONEE MAALA

01

**Mukhya Mantri Nijut  
Moina (MMNM)**

02

**Mukhya Mantri Mahila  
Udyamita Abhiyaan**

03

**Orunodoi 2.0 -  
Expanding and More  
Inclusive**

04

**Assam Micro Finance  
Incentive and Relief  
Scheme – Category III**

05

**Chief Minister's  
Atmanirbhar Assam  
Abhijan**

06

**One Lakh Plus  
Jobs**

07

**Projects for  
Amrit Kaal**

08

**Creating Growth  
Corridors**

09

**Mukhya Mantri Awaas  
Yojana (Gramin)**

10

**Innovative integration  
of wetlands with River  
Brahmaputra**

11

**Green Growth for  
Greener Assam**

12

**Welfare of Tea Tribe  
Community**

13

**Quest for  
Cultural Identity**

14

**Punya Tirth Yojana –  
Ayodhya Pilgrimage**

15

**Future for  
Children**

16

**Khel Maharan and  
Youth Clubs in  
126 LACs**

17

**Global Investors'  
Summit in November,  
2024**

18

**Mukhya Mantri  
Sangrahalaya**

## Major Announcements 2024-25

- 01 **Reservation for Agniveers in Assam Police**
- 02 **Self sufficiency in egg, milk and fish production**
- 03 **Promotion of small tea growers**
- 04 **Start-up Mission**
- 05 **Setting up of Training Centre at Padmashree Hemaprova Chutia's residence**
- 06 **PM Vishwakarma Yojana**
- 07 **Farm Mechanization**
- 08 **Rooftop solarisation**
- 09 **Climate Action**
- 10 **Amrit-Guwahati Integrated Global City (Amrit-GiG City)**

## Major Announcements 2024-25

11

**Ayushman Asom : A comprehensive healthcare initiative**

12

**Comprehensive School health Programme under Chief Minister's Ayushman Asom**

13

**Village and Community Outreach Programme for MBBS Students in Assam under Chief Minister's Ayushman Asom**

14

**Championing Digital Transformation & Artificial Intelligence**

15

**Gyan-Dhara - Integrating virtual reality technology with for experiential learning**

16

**Third Assam Bhawan in New Delhi**

17

**Standing with our employees – Apun Ghar, Apun Bahan**

18

**Supporting the Employees of Different Societies (Ex-Gratia)**

19

**Jeevika Sakhi Express**

20

**Monthly remuneration to honorary Gaon Pradhans in the Forest areas**





**ASSAM  
BUDGET**  
2024-2025